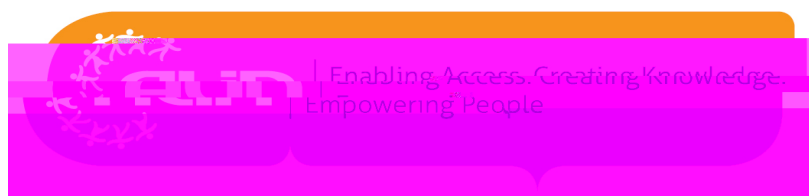


Knowledge Management Capacity Development

Capacity 1.0: Individuals, Medium
and Educators - Basic and Professional

November 2012



2012

E

,K

D c a

C

C

A

C

K

G

K

Tab

C


1.0

I

1.1

1.2

1.3



E **B**

1.3.1 **E** **-B**

1.3.2 **E**

1.3.3 **E** **E**

1.3.4 **E** **-B**

1.3.5 **E**

1.3.6 **E**

1.3.7 **B** **F**

1.3.8 **F**

E

-F



D

E

C

K

E

C

C

.1

1

.. **.1**

.. **.1**

.. **4**

.. **4**

.. **4**

.. **6**

.. **6**

.. **.11**

.. **....12**

.. **21**

.. **.24**

R

c

.. **..** **.34**

Abb	a	d	Ac
AAI	A	A	I
A DB	A	D	B
AU	A		
AUC	A	C	
CAHOSCC	C	A	G C
	C		
CDKN	C	D	
CDM	C	D	
CPPMU	C		D
CIAT	I		A
CIMMYT	I		C
CCS	C	C	
DDC	D	D	C
DRSRs	D		
DFID	D	I	D
DMCN	D	C	, A
DNA	D		
EBP	E	-B	
EMCA	E		C A
ERS	E		.
FAO	F	A	
FEWS/NET	F	E	
GEF	G	E	F
GHG	G	H	G
ICARDA	I	C	A D A
ICPAC	I	C	A C
ICRAF	I	C	A -F
ICRISAT	I	C	I -A
ICT	I	C	
IDRC	I	D	C
IDS	I	D	
IFAD	I	F	A D
IFPRI	I	F	I
IGAD	I	A	D
IIED	I	I	E D
IISD	I	I	D
	I e P e e a Pa e Ci aeCha ge		
IUCN	I	P e Red ci S a eg Pa e	
LCA		C A	
MDG		D	G .
MED		E	D .
NEPAD		I	D E
NIMES			D
MOPND		E	F .
MTEF		C	
NCCRS			A
NEMA			
NSS	K		D
KMD	K	B	
KNBS		A	
PARU		E	
PER			
PRSP			.

PPA
RCOF
RCMRD
UNDP
UN-Hab a
UNECA
UNEP
UNESCO
UNFCCC
WMO
WRI
WWF

C
C

D
H
E
E
E
F
I
F

F

D

C

A

,
C

C
C

C

1.0 I d c ,M d a d E d c -Ba d P c

1.1 Bac d

C C K A A L I (CCA) C D A 2012. I (ALI), K - G -

CCA .

- 1: L -
- 2: E
- 3: A
- 4: A
- 5: A
- 6: B
- 7: K
- 8: F
- 9: C

A F C ,K C D⁷ .

() ; () I ; () . () I

, , ()

- .

1.2 M d

I E IE) D D A C K .

K ; C E D (C A C (CC)

. A CCA .

(a) Da a C c

A ;

, - - ;

. A

(b) K d Ma a

I K , . C
 . I
(ADA . ,)
K ADA K C C
K K C (2)

(c) Ca ac D

A C C , E 7
A ,
I ,
I ,
() D , () F , () F , ()
I ()
() D : E . D ,
C K 010), 2030,
() F : A
CC 7
K I E , K 7
D , F G D
F G D

() : F - , -
A ; L ; E ; ; F ;
2030; H ;
- ,

() : A - (A 3)
CC ; . I ;
- , , .

A , K
; .
. A ,
K C , ALI K - *Maarifa* () .
C C (CC)
K . I . I
K' I
E , . A ,
. H

(d) I a c a c a K a d ca

K .
, , K I
E (KIE),
. F , -
. C

I - , (1.3)

1.3 E d c Ba d P c a d P a

1.3.1 E d c -Ba d P c

E - (EB)

(D , 2004).

(H , 2009). E - , ,

(ICEF, 2008). E

; ; ;

1.3.2 E d c U P c Ma a d P a

.

(, 2003).

,

(B , 2009),

, (B , 2009 : B 2009). A

-

,

,

(I , 2003).

, ,

(B , 2 9).

A -

.

(2009) , . H ,

,

-

. E

(/ ,

)

,

(

)

.

(F 1.1)

,

,

. I ,

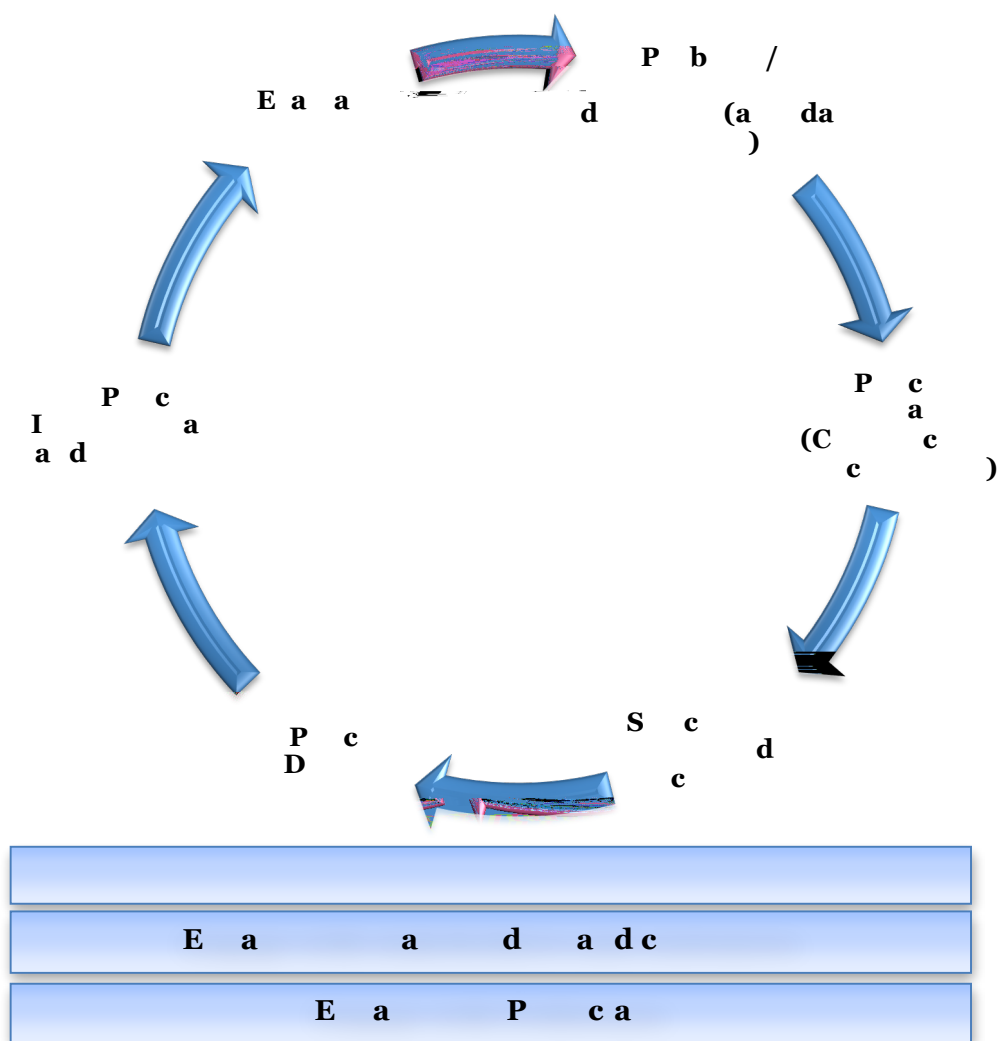
,

. E

(H , 2009). A

(,)

. I



F 1.1:

-

(B , 2009).
()

; ()

; ()

; ()
; ()
(ICEF, 2008). I

et al., 2003).

1.3.3 N d E d c U C a C a P c Ma a d P a

C

. F

. G

A

CC , K

(G K, 2010). A

(GHG)

. I

K

1.3.4 E d c -Ba d P c Ma K a

K

(I , 2000 K) 2000-2003. I I

;

;

().

-

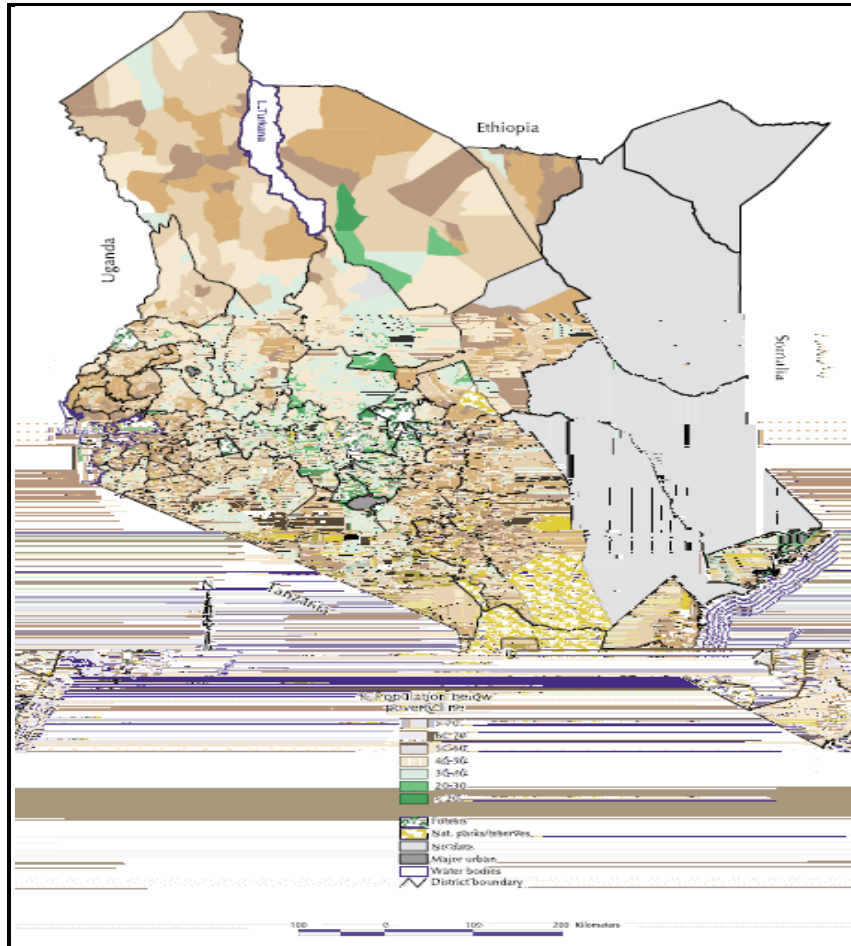
A (A) , -

.

B 1: W a Ma ca b U d

B 1: W a P Ma ca b d ?²

K a: P I c d c L ca L - P c a b a



: Central Bureau of Statistics. 2003. *Geographic Dimensions of Well-Being Kenya: Where are the Poor? From Districts to Locations, Volume 1*. Ministry of Planning and National Development, Nairobi, Kenya, Chapter 4.3, p. 14.

A

2

:// . / B I E/E E AL/ IC /E E /E A/o,, 2023
9110 K:462100 K:148956 K:216618 K:430367,00.

B 1: W a P a c a b d ?

/

I

,

.

,

.

,

.

,

,

.

A

(

,

,

,

.)

(

,

, .).

,

,

.

.

(

)

.

,

,

,

- . .

.

.

,

. I '

,

,

.

.

D

,

.

G

,

.

(

.

,

-

,

,

,

, .).

B 2: T Ec c C C a C a I ac K a

• (K .) - 1998-2000,

2004/05 2009 1997/98 2006. 1998-2000

• \$2.8 ,

2004 2005

2009 1997/98 1

• \$0.8 \$1.2 (.)

2006 723,000 K .

• \$0.5 , 2 % GD) (-

. H ,

K , . ,

.

A c da d K a ad a d ac

Improving the estimates. F

- A , . . . (
- F) - , . . . (. .
- , , , / , , . .
- , , -
- , ,
- F , , ,
- ()
- , , . .

: Stockholm Environment Institute 2009. **E** **C** **C** **C**
 . Final Report Submitted in Advance of COP15. Pg. ii & ix

1.3.5 Sc e E d c P c Ma

((, 2003; A , 2009). I , , , . 3. A , , (et al. 2010). , , (C , 2002). A , (et al., 2010). , F (2004) , . - , . / , (C , 2002). , . I , (et al., 2010). , . K () 1J E 763 () 24 1 () 1J E 763 () 3-135 () 3 () -1 () -2 (

I , ,

E / C (V); D 2007).

\bullet A \bullet D \bullet G \bullet

• I -

A  D 2030 (2007),
H ,

[illegible]

A

• A I 2030 F
2008-2012.

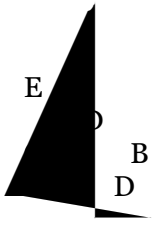

- A E
- E

- I -

•

C () K B (K B), (I 2009).

$\frac{1}{2} \left(\frac{1}{2} \right) = \frac{1}{4}$

2003.  K B
 E D , H , A , I , G , C , I ,
 B K , K A , E .
 , - -
 . K B
 (.); K B ;
 .
21
 K 21 (21) D (D)
 6.  G K
 21 , .
 , K ,
 2030 . I



,

K

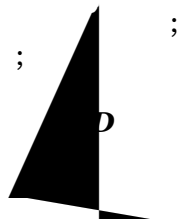
CC

. CC

. I ,

. A

;



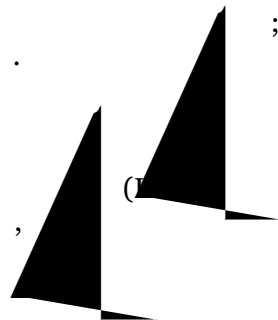
K

D

C


C

()



(

.



,

; ()

; ()

/

. C ; C () D

E
 E
 E
 ;
 D
 A
 ; E
 A
 (D A) C D
 I
 ; L
 1999,
 2 2
 ; C
 F
 „ I

A 2. D , , , . . F , , .
 , , .
 / , , .
 .
 I ,
 D (C ,
 - C C
 . C
 , , .
 C
 .
)

[illegible]

I
 11. I CC C C (I CC)
 (DDC). I CC
 ,
 B , I CC
 . B I CC
 ,
 .
 D , E E C
 K
 - .

B B A , Africa Development Indicators, A . 53 A , 1965 ; ; D G ; D ; - ; ; ; I - /A I D , , (HI /AID); H ; (IF I 2010).

1.3.7 Ba a d O E d c U P c

(a) Ba U E d c P c

I / . , , . B

K :

() : C . , , , , . C

() : D , C , , .

() : C . - - , , .

() : - .

() : A ,

() : ;

() : L . H , . C ,

() : A , . E , . I ,

() :

(b). O E d c U P c Ma a d P a

E - . I , . H , . A

I , K C C

() C

:) () ,
 , . D
 .
 ;
 , ;
 .
 () **E** :
 , ,
 . C / ;
 ;
 . E
 - ;
 ;
 .
 () :
 C , ,
 . I G
 . I G

.C
 ,
 ,
 .
 () : C
 .
 . I
 ,
 ,
 .
 () : C
 .
 .

1.3.8

A e 2: S a fda a a di f a i ge e a ed b e ec i i ie a di i i

Mi i /I i i	Ma da e	T e fda a a di f a i ge e a ed
1.0 D - E (E)	15	A (E 2030, D (D) - , . D
2.0 - C C C	16	E E &E E C A E C .
3.0 E - D E	17	E E &E D E E E A A A A A

Mi i /I i i	Ma da e	T e fda a a di f a i ge e a ed
		D)
4.0	18	E D &E B D
5.0	.19	D &E E D
6.0 E	, - .	D &E

18

.

.

.

/

.

?

=

&

19

.

.

.

/...

@

.../.

Mi i /I i i	Ma da e	T e fda a a di f ai ge e a ed
		E B D /
7.0 A	, 20	C / A C () (,) A E D &E A , C D

_____ A
20 . . .

Mi i /I i i	Ma da e	T e fda a a di f a i ge e a ed
8.0	; , - . ²¹	E D &E B D
9.0	, , . ²²	(&) E D &E / A C A D

²¹ :// . . . / . / / -
²² :// . . . / . ? = & = & =24& =1

Mi i /I i i	Ma da e	T e fda a a di f a i ge e a ed
10.0	<p> , , , </p>	

Mi i /I i i	Ma da e	T e fda a a di f a i ge e a ed
	A ²⁵	D &E
13.0	. ²⁶	() / &E E D
14.0	, . ²⁷	D &E B E D

²⁵ . e a. . /.../...

²⁶ :// . . . / . ? = & = & =103& =133

²⁷ :// . . . / / / 2008-12. .

2008-2012

2008-2012

2008-2012

References

1. Banks, G. 2009a. Evidence-based policy making: What is it? How do we get it? (ANU Canberra).
2. Banks, G. 2009b. . 2009. ISBN 978-0-9805807-9-2. Pg 6.
3. Boaz A., Ashby D. and K Young 2002. Systematic Reviews: What have they got to offer evidence based policy and practice. ESRC UK Centre for Evidence Based Policy and Practice: Queen Mary University of London: Working Paper 2.
4. Crewe, E and Young, J. 2002. . Working Paper 173 Overseas Development Institute 111 Westminster Bridge Road London SE1 7JD UK.
5. Davies, P. 2004. . ? Paper presented at the 4th Campbell Collaboration Colloquium. Washington DC. Pg 3.
6. Government of Kenya 2007. The Vision 2030: A competitive and prosperous Kenya, Ministry of Planning and National Development.
7. Government of Kenya. 2007. Kenya Vision 2030: First Medium term Plan (2008-2012). Ministry of Planning and National Development.
8. Government of Kenya 2008. Office of the Prime Minister Strategic Plan 2009 - 2012
9. Government of Kenya 2009. Agriculture Sector Development Strategy.
10. Head, B. 2009. Strengthening evidence-based policy; principles and requirements. Pg 13-26
11. International Food Policy Research Institute 2010. Discussion Paper 01013 strategies for Adapting to climate Change in Rural Sub-Saharan Africa. A Review of Data Sources, Poverty Reduction Strategy Programmes (PRSP) and National Adaptation Plans for Agriculture (NAPAs) in ASARECA Member Countries. Pg. 2
12. Imatia, S. 2009. . First Panorama report; National Information Systems and Agricultural Statistics. Pg. 10-46.
13. Mitchell, R.B., Clark, W.C., Cash, D.W. and Alcock, F. 2004. . In Strydom, W.F., Funke, N., Nienaber, S., Nortje, K. and Steyn, M. ; 106(5/6), Art. #249, 8 pages. DOI: 10.4102/sajs.v106i5/6.249.
14. Ministry of Agriculture 2009. Ministry of Agriculture Strategic Plan 2008 -2012. ISBN:9966-776-04-4
15. Ministry of Environment and Mineral Resources 2009. Ministry of Environment and Mineral Resources Strategic Plan 2008 -2012.
16. Ministry of Planning and National Development 2007. Master Plan for the National Integrated Monitoring and Evaluation System.
17. Nzuma, J.M., Waithaka, M., Mulwa, R.M., Kyotalimye, M. and Nelson, G. 2010. (. IFPRI Discussion Paper 01013.
18. Omama, S.W. 2004. . DSGD Discussion Paper No. 10 .IFPRI.
19. Overseas Development Institute 2009. Helping researchers become policy entrepreneurs: How to develop engagement strategies for evidence-based policy-making. Briefing paper 53: ISSN 0140-8682.
20. Strydom, W.F., Funke, N., Nienaber, S., Nortje, K. and Steyn, M. 2010. 2010; 106(5/6), Art. #249, 8 pages. DOI: 10.4102/sajs.v106i5/6.249.
21. Urban Institute. 2003. Beyond Ideology, Politics and Guesswork: A Case for Evidence-Based Policy.

- 22.** UNICEF. 2008. . Marco Segone (ed.). pg 7 - 27.
- 23.** Stone, D. 2002. Getting research into policy. University of Warwick, Retrieved July 8th, 2012. http://www.open.kg/upload/publicpolicy/getting_research_into_policy.pdf
- 24.** International Food Policy Research Institute 2010. Discussion Paper 01013 strategies for Adapting to climate Change in Rural Sub-Saharan Africa. A Review of Data Sources, Poverty Reduction Strategy Programmes (PRSP) and National Adaptation Plans for Agriculture (NAPAs) in ASARECA Member Countries. Pg. 2